

xIO XLR-Series

The xIO XLR-Series sets a new standard for performance IO with pristine audio, industrial-strength materials, exceptional design, AV control options, and a complete line of models that reliably deliver sophisticated results.

SERIES FEATURES

- Wall mounted Mic/Line PoE Dante endpoints
- Transparent mic preamps with up to 51 dB of gain adjustable in 3 dB increments
- Studio-grade AD/DA
- Up to 4 channels of Dante IO with support for AES67 operation
- Support for sampling rates up to 96K
- Die-cast zinc construction with exacting tolerances
- Configuration from Composer® with flexible control from Symetrix remotes, SymVue touchscreens panels, or user supplied devices
- Customizable front-panel RGB LEDs
- Programmable control buttons
- PoE IEEE 802.3af; 15.4 W Max
- Available with premium black or white finishes
- Supports standard Decora faceplates
- Perfect for Conferencing, Hospitality, Education, House of Worship, or Fitness applications
- Symetrix five-year warranty

ARCHITECT & ENGINEER SPECIFICATIONS

The xIO XLR-Series endpoint devices shall enable input, output, and control of a Symetrix DSP system via XLR mic/line connectors, LED indicators, and a programmable button for user input.

The device shall be rectangular measuring either 3.1 inches (79.8 mm) wide, by 4.9 inches (124.3 mm) high, by 2.1 inches (54.0 mm) deep -or- 5.0 inches (125.9 mm) wide, by 4.9 inches (124.3 mm) high, by 2.1 inches (54.0 mm) deep.

It shall have appropriate XLR mic/line connectors for either one input and one output (xIO XLR 1×1), two inputs (xIn XLR 2), two inputs and two outputs (xIO XLR 2×2), or four inputs (xIn XLR 4). The endpoint shall be designed to mount in either a standard North American and European single-gang or double-gang wall and junction boxes.

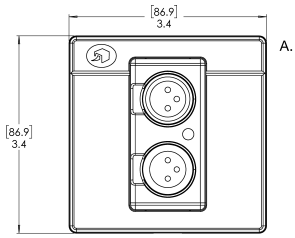
The device shall provide a 1, 2 or 4 channel transmit and 1 or 2 channel receive network audio interface utilizing the Dante protocol and shall support AES67. The device shall communicate with a Symetrix DSP system via 10/100 Mbps Ethernet using standard TCP/IP protocols using an RJ45 jack on the rear panel.

DEVICE SPECIFICATIONS

Power	PoE IEEE 802.3af; 15.4 W Max
Operating Temperature	Ambient operating temperature 0C-40 C (32 F-104 F); maximum recommended ambient operating temperature 30 C (86 F)
Sampling Rate	48 kHz, 96 kHz (configure in Dante Controller)
Input THD+N	0.003% (+15 dBu @ 1 kHz @ 0 dB gain)
Input Frequency Response	+/-0.2 dB; 20 Hz-20 kHz (+4 dBu @ 0 dB gain)
Input Dynamic Range	> 110 dB (A-weighted @ 0 dB gain)
Input Crosstalk	-107 dB (+4 dBu @ 1 kHz @ 0 dB gain)
Maximum Input Level	+23.5 dBu (1% THD @ 1 kHz @ 0 dB gain)
Input EIN	<-127 dBu (150 Ohm source impedance, 22.4 kHz BW)
Input CMRR	>50 dB (1 kHz @ 0 dB gain)
Input Impedance	2k Ohms balanced
Phantom Power	+48 VDC @ 10 mA maximum
Input Latency	0.77 mS (Analog in to Dante Send)
Output THD+N	0.005% (-4 dBFS @ 1 kHz)
Output Frequency Response	+/- 0.2 dB; 20 Hz-20 kHz (+4 dBu @ 0 dB gain)
Output Dynamic Range	> 110 dB (A-weighted @ 0 dB gain)
Maximum Output Level	+23.5 dBu (1% THD+N @ 1 kHz)
Output Impedance	300 Ohms balanced
Output Latency	0.60 mS (Dante Send to Analog Out)
Product Weight Single Gang Euro / US	0.7 lbs / 0.75 lbs
Product Weight Double Gang US	1.25 lbs
Shipping Weight Single Gang Euro / US	1.2 lbs / 1.25 lbs
Shipping Weight Double Gang US	1.75 lbs

Symetrix Composer® software application shall be provided that operates on a Windows computer, with a network interface installed, running Windows 10® or higher operating system. The designer application shall develop and manage the device's signal parameters, LED state and color, and control buttons, constructed from objects within the Symetrix Composer software including faders, buttons, and meters.

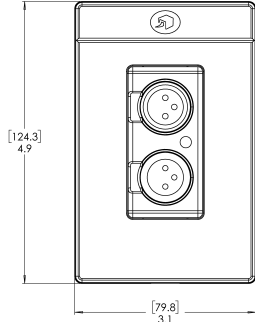
The device shall operate in an environment with an ambient temperature range of 0° C to 40° C (32° to 104° F). The device shall be powered over Ethernet (PoE) by an IEEE 802.3af standard compliant switch. The device shall meet CE safety requirements and comply with CE, UKCA, EAC, and FCC Part 15 emissions limits. The device shall be RoHS compliant. The chassis shall be constructed of die-cast zinc. The device shall be a Symetrix xIO XLR-Series endpoint.



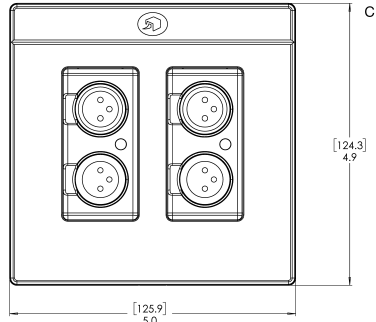
A.

xIO XLR Series

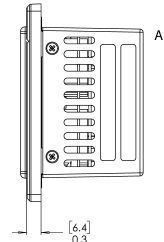
- A. Single-gang Euro, front view
- B. Single-gang US, front view
- C. Double-gang US, front view



B.



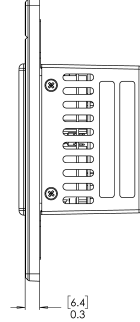
C.



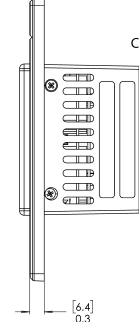
A.

xIO XLR Series

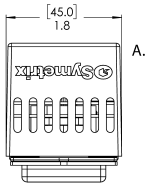
- A. Single-gang Euro, faceplate depth
- B. Single-gang US, faceplate depth
- C. Double-gang US, faceplate depth



B.



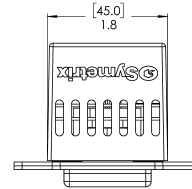
C.



A.

xIO XLR Single-gang US

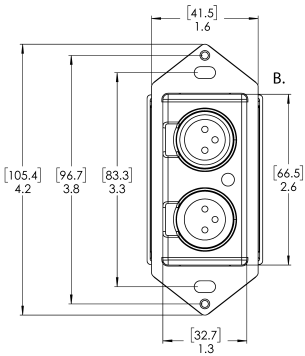
- A. Top view
- B. Front view
- C. Side view



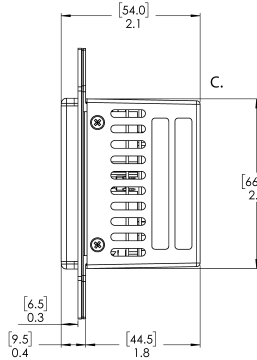
A.

xIO XLR Single-gang Euro

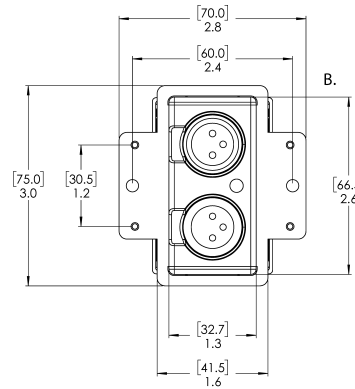
- A. Top view
- B. Front view
- C. Side view



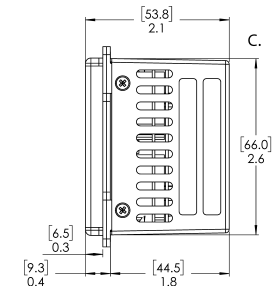
B.



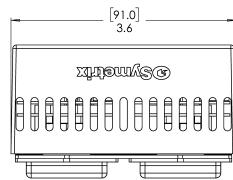
C.



B.



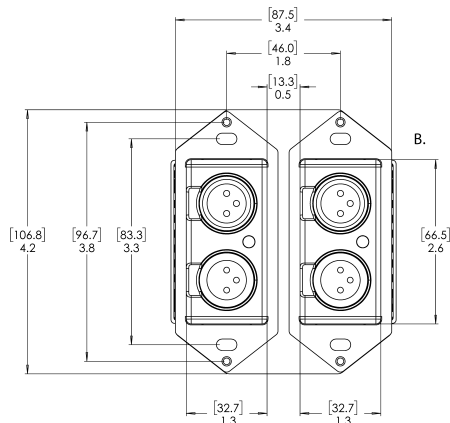
C.



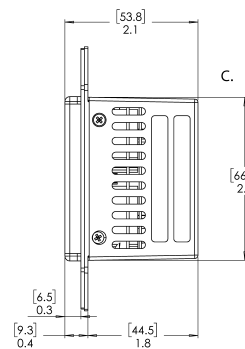
A.

xIO XLR Double-gang US

- A. Top view
- B. Front view
- C. Side view



B.



C.